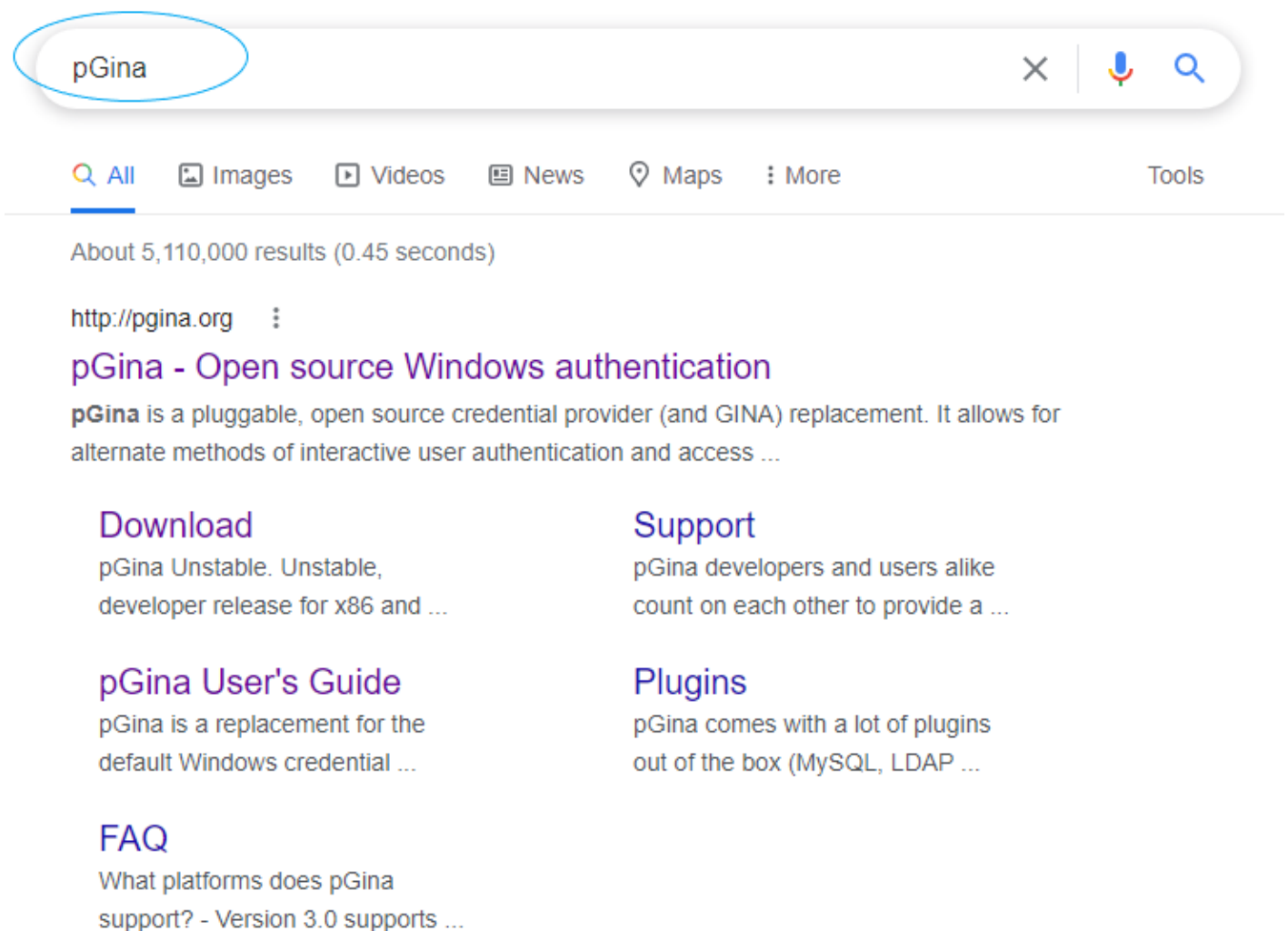


HOW TO DOWNLOAD AND INSTALL pGina

Step 1: Go to any available browser on your system.



Step 2: Type pGina.





Step 3: Then click download.


pGina


×





 All

 Images

 Videos

 News

 Maps

 More

Tools

About 5,110,000 results (0.45 seconds)

http://pgina.org

pGina - Open source Windows authentication

pGina is a pluggable, open source credential provider (and GINA) replacement. It allows for alternate methods of interactive user authentication and access ...

Download

pGina Unstable. Unstable, developer release for x86 and ...

Support

pGina developers and users alike count on each other to provide a ...

pGina User's Guide

pGina is a replacement for the default Windows credential ...

Plugins

pGina comes with a lot of plugins out of the box (MySQL, LDAP ...

FAQ

What platforms does pGina support? - Version 3.0 supports ...

Step 4: Select pGina Stable.

pGina

Download

Documentation

About

Download pGina

pGina stable and development releases

pGina Stable

Stable release for x86 and x64 Windows. Supports Windows XP SP3 and up.

pGina 3.1.8.0

pGina Unstable

Unstable, developer release for x86 and x64 Windows. New features are being added on a regular basis. Supports Windows XP SP3 and up.

pGina 3.2.4.0

Older versions

Old versions of pGina are no longer supported by the pGina team.




- pGina 3.0.13.1
- 2.x and below are available via [Sourceforge](#)

Step 5: Select the pGina Setup.

pGina 3.1.8.0

Latest

Compare ▾

 daw42 released this Jul 07, 2013 · [69 commits](#) to master since this release  v3.1.8.0  9e52bf0

The first stable release for the 3.1 series.

- Support for the CredUI scenario. ([#195](#))
- Option to make pGina the default tile. ([#182](#))
- Service is now dependent on RPC, improves startup time.
- Improve resize behavior of configuration. ([#188](#))
- Various bug fixes ([#146](#), [#187](#), [#177](#))

▼ Assets ³

 pGinaSetup-3.1.8.0.exe	1.37 MB
 Source code (zip)	
 Source code (tar.gz)	

Step 6: Once downloading done, double click it to install. Note: Just follow installation instructions.

Revision #3

Created Wed, Nov 3, 2021 3:40 AM by JJ

Updated Wed, Nov 3, 2021 4:07 AM by JJ